

[illegible]

ALL DIMENSIONS TO BE CHECKED BY THE CONTRACTOR ON SITE. ANY ERRORS OR DISCREPANCIES TO BE REPORTED TO THE ENGINEER IN CHARGE.







NOTES

1. Drawings to be read in conjunction with all relevant Architects, Engineers and specialists drawings.
2. Do not scale, use given dimensions only. All dimensions are in millimeters except where shown.
3. Inform the Engineer of any discrepancies prior to proceeding with works.
4. This drawing should be printed in colour for clarity.
5. All levels to ordinance datum.
6. All connections, bedding etc is to be done strictly in accordance with Irish Water specifications & details.
7. For addition notes see drawing XXXX-MCE-00-XX-C-0000_Standard Notes

	LEGEND
--	--------

- | | |
|--|--------|
| | LEGEND |
|--|--------|

LEGEND	
--------	--

- | | |
|---|----------------------------------|
|  | Dished Kerb with Tactile paving. |
|  | Tarmac Road Surface |
|  | 100 dp Concrete Path |
|  | 150 dp Concrete Path |
|  | Tarmac or Concrete Surface |
|  | Permeable pavement |

Existing ESB wayleave area

P3	15/01/2026	Site Layout Updated	MBKT	RMC
P2	25/11/2025	Boundary & IW Pumping Station Updated	MBKT	RMC
P1	21/11/2025	Issued for information	MBKT	RMC
Rev.	Date	Description	By	Check

THIS DRAWING IS COPYRIGHT ©
NO PART OF THIS DRAWING MAY BE REPRODUCED IN ANY FORM OR STORED IN ANY RETRIEVAL SYSTEM OF ANY NATURE WITHOUT THE WRITTEN PERMISSION OF McCRAE CONSULTING ENGINEERS EXCEPT AS AGREED FOR USE ON THE PROJECT FOR WHICH THE DRAWING WAS ORIGINALLY ISSUED.

INFORMATION

Project Name:	SDCC TRAVELER ACCOMODATION
---------------	----------------------------

Drawing Title: PAVING LAYOUT

Architect: SDCC ARCHITECTURE DEPARTMENT

Client:	SOUTH DUBLIN COUNTY CONCIL
---------	----------------------------

Drawn: MBKT		FIRE, CIVIL & STRUCTURAL COMPUTER ENGINEERS
----------------	---	--

Checked: RMC	<div style="text-align: center;"> MCE <hr/> MCE </div>	<div style="text-align: center;"> CONSULTING ENGINEERS <hr/> REAR 6B ARBOURFIELD TERRACE </div>
-----------------	---	--

Approved: RMC		DUNDUM BUSINESS PARK, DUBLIN 14 TEL: 01 296 2596
------------------	---	---

Scale: 1:200 @ A1	M E C R A E CONSULTING ENGINEERS	INFO@MCEENG.IE WWW.MCEENG.IE
----------------------	---	---------------------------------

Project No:	Originator:	Volume:	Level:	Type:	Role:	Number:	Rev:
-------------	-------------	---------	--------	-------	-------	---------	------

5823 - MCE - 00 - 00 - DR - C - 1400 - P3

3823 = MCE = 00 = 00 = DR = C = 1400 = F3