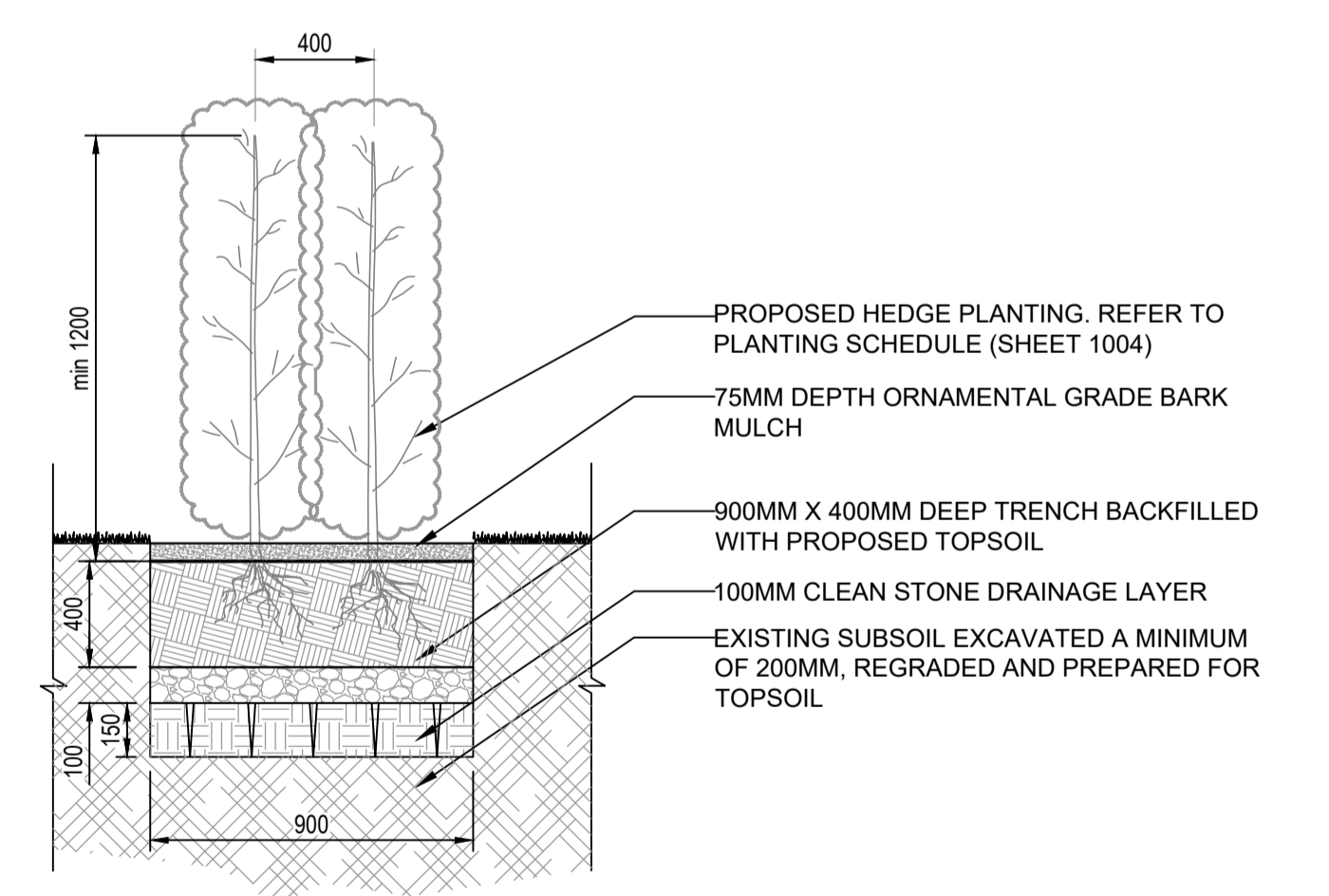
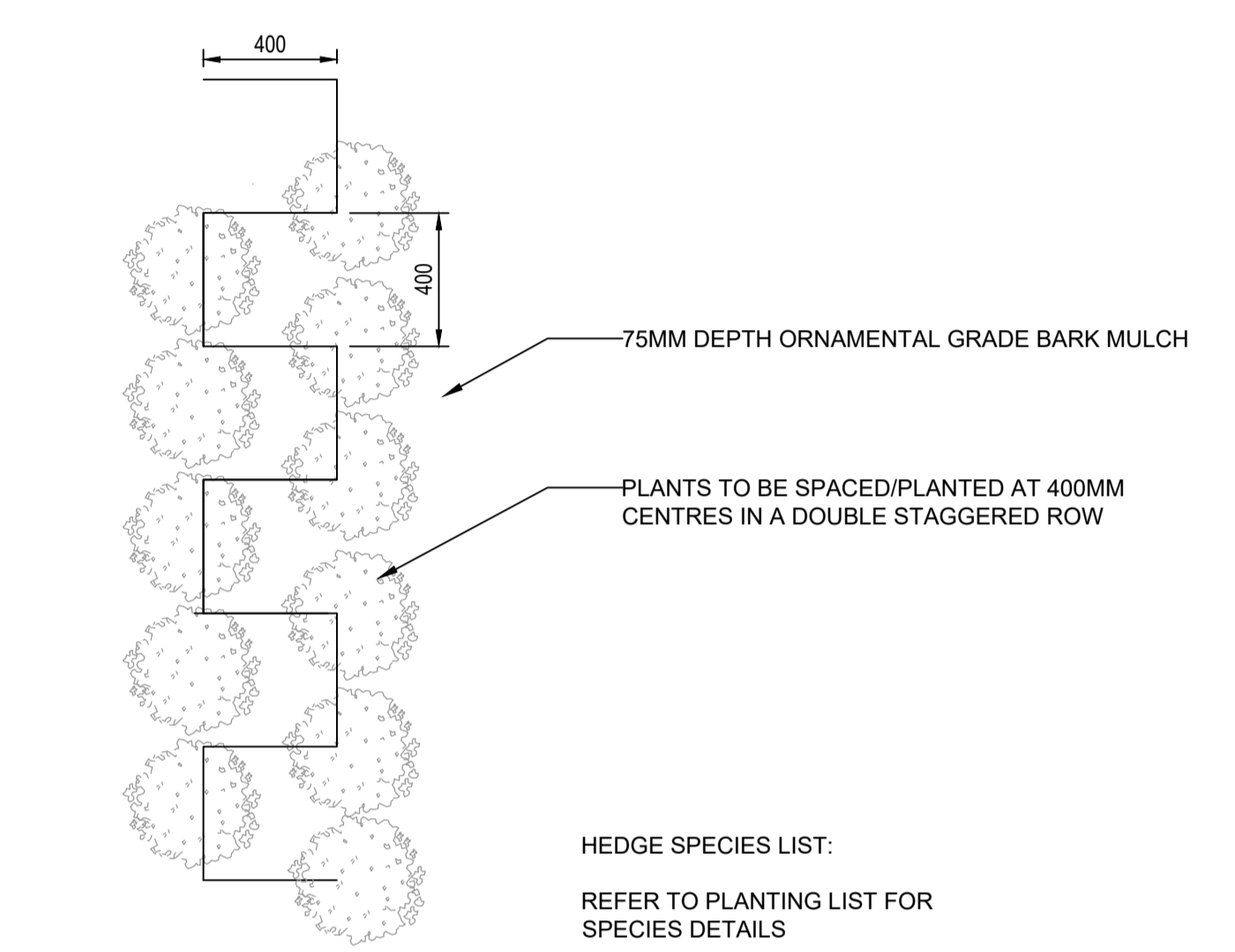
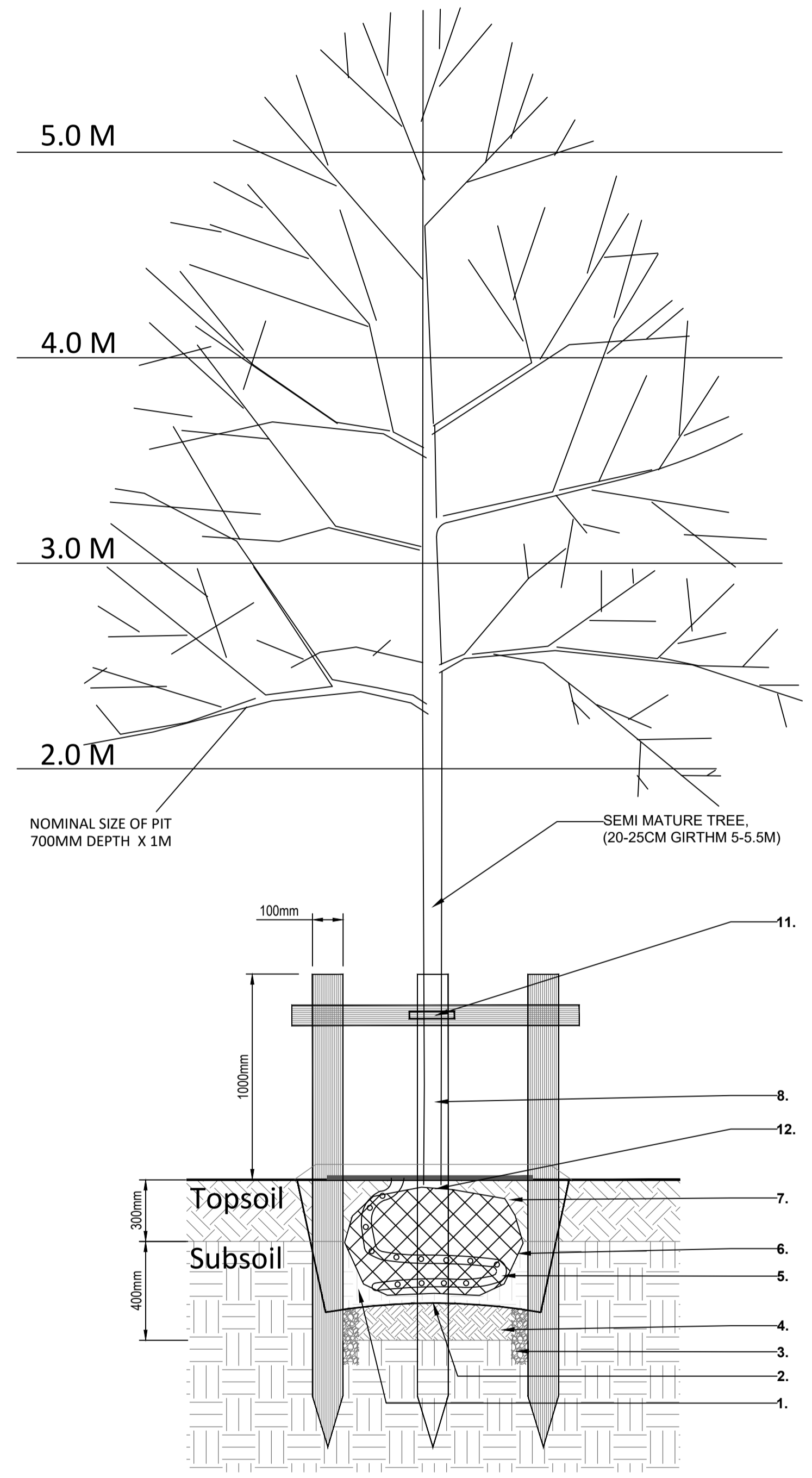


ISO A1 594mm x 841mm
 Checked: KIERAN CULLETON Approved: ED FRAMPYTON
 Designer: EIMEAR McDONNELL
 Project Management Initials:



01 | TYPICAL HEDGE DETAIL
7003 1:20 @ A1



NOTES:

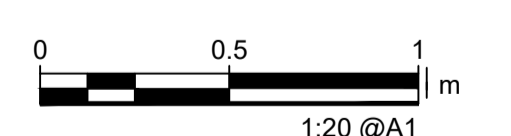
- LARGER TREE PITS SHOULD BE EXCAVATED TO MINIMISE THE DESTRUCTION OF SOILS STRUCTURE. MAXIMUM 700MM DEPTH, PREFERABLE 600MM, 1M IN WIDTH.
- MOUND THE PIT SLIGHTLY TO HELP SHED WATER AWAY FROM THE UPPER ROOTBALL.
- INCORPORATE A MINI SOAKAWAY IN THE BASE OF THE PIT, OR CONNECTING THE PIT TO A POSITIVE DRAINAGE OUTFALL.
- FORK THE BOTTOM AND SIDES OF THE PIT TO BREAK UP THE SUB SOIL. (150MM DEPTH)
- ENSURE AN IRRIGATION SYSTEM SUCH AS THE GREENLEAF ROOT RAIN PRODUCT O.S.E.A IS PLACED AROUND ROOTBALL FOR WATERING AND LIQUID FERTILISER.
- IF EXCAVATED SUBSOIL IS PARTICULARLY HEAVY-TEXTURED SOILS (SILTY OR CLAYEY), IMPORT A HIGH SAND CONTENT SUBSOIL OR EVEN A QUARRIED SAND SAND TO SIT THE ROOTBALL ON.
- MIX THE TOPSOIL WITH ENRICH COMPOST AND MYCORRHIZAL ROOTGROW.
- TREES ARE TO BE PLANTED AT THE SAME DEPTH AS IN NURSERY (AS INDICATED BY THE SOIL MARK ON THE STEM OF TREES) AND THE SOIL IS CAREFULLY FIRMED BACK UP TO EXISTING GROUND LEVEL.
- PAINT STAKES AND RAIL IN A PRIMER AND APPLY TWO COATS OF FLAT BLACK PAINT TO WOOD.
- DRIVE IN THE 4 STAKES SO THE STAKES SO THEY ARE A MINIMUM OF 300MM BELOW THE BOTTOM OF THE PIT AND 1M ABOVE GROUND LEVEL. THE STAKES AND RAIL ARE TO BE SWEET CHESTNUT OR PEELLED LARCH POLES, POINTED AT ONE END, PRESSURE TREATED, AND STRONG ENOUGH TO TAKE NAIL WITHOUT SPLITTING.
- FIT TREE TIE. TREE TIES SHALL BE OF RUBBER, OR BIODEGRADABLE FABRIC COMPOSITION AND SHALL BE SECURED TO THE STAKE CROSS RAIL USING GALVANISED NAILS.
- SPREAD 75-100MM DEPTH OF MULCH OVER AN AREA OF 1M DIAMETER AROUND THE TREE, AND MAINTAIN UNTIL SPRING FOLLOWING THE FIRST GROWING SEASON.
- FIT RABBIT GUARD.
- THE STAKES AND RAIL ARE TO BE REMOVED AS SOON AS THE TREE IS ANCHORED SECURELY BY ITS OWN ROOTS (AT THE START OF THE SECOND GROWING SEASON AFTER PLANTING).

02 | TREES IN SOFTSCAPE
7001 1:20 @ A1

DETAILS TO BE REFINED AT DETAILED DESIGN FOLLOWING CO-ORDINATION AND SIGN OFF WITH SOUTH DUBLIN COUNTY COUNCIL

ISSUE/REVISION

NO	DATE	DESCRIPTION
01	15/04/2022	PART 8 PLANNING
I/R	DATE	DESCRIPTION



PROJECT NUMBER

60650394

SHEET TITLE

LANDSCAPE DETAIL 2/6

SHEET NUMBER

CLBR-ACM-00-SHT-20-L-7001