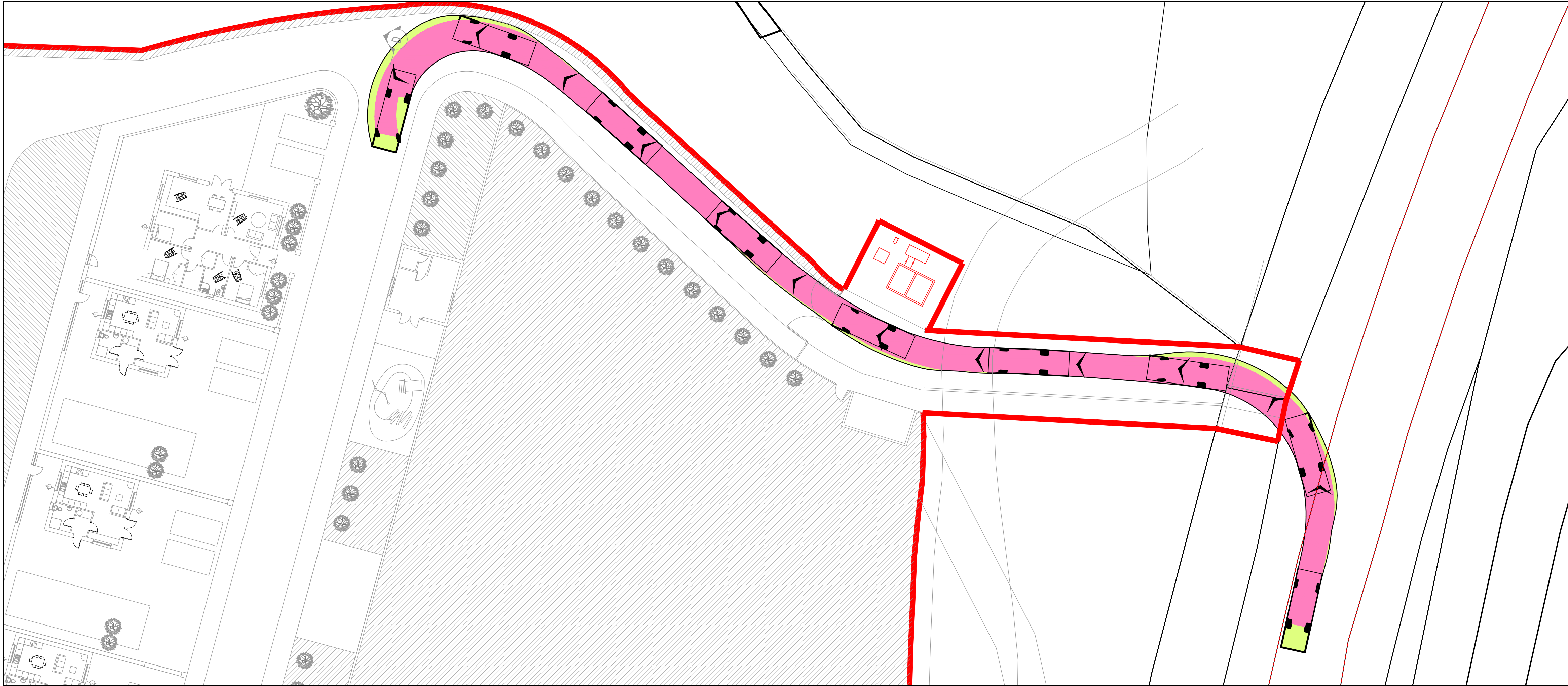


USE FIGURED DIMENSIONS ONLY

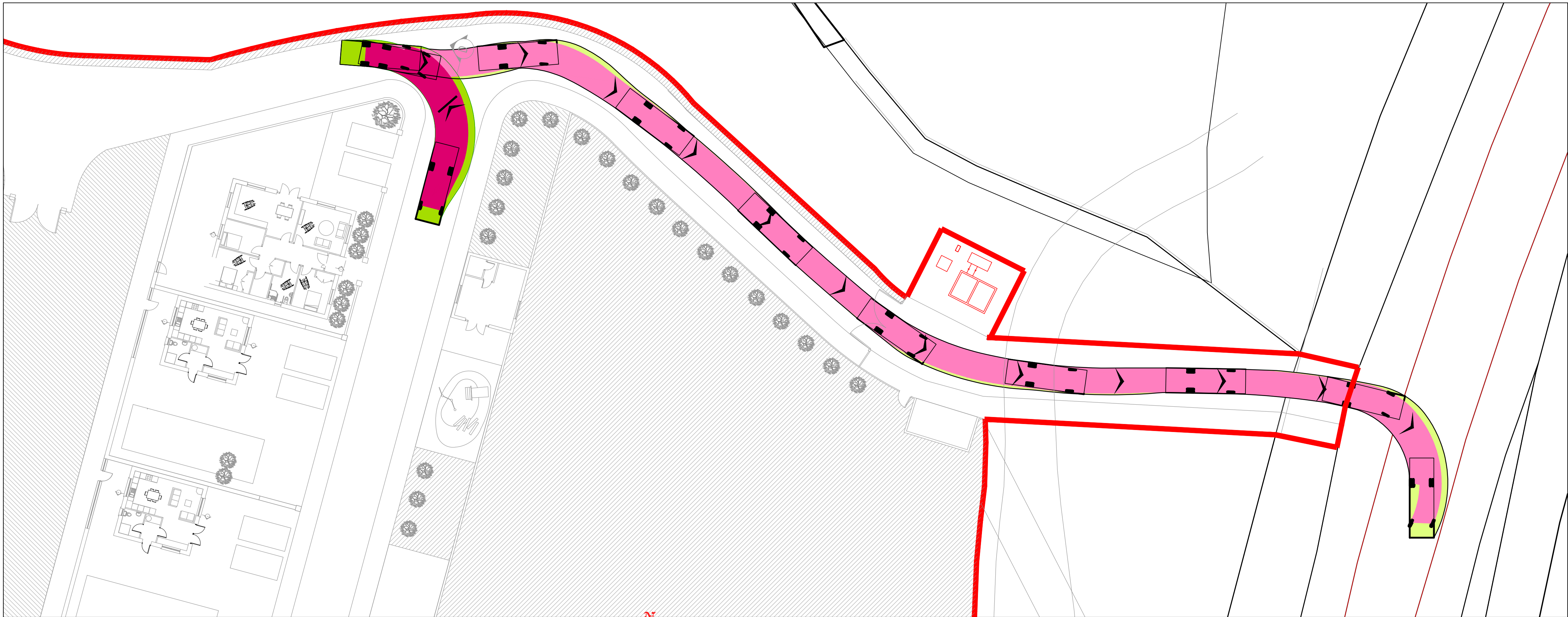
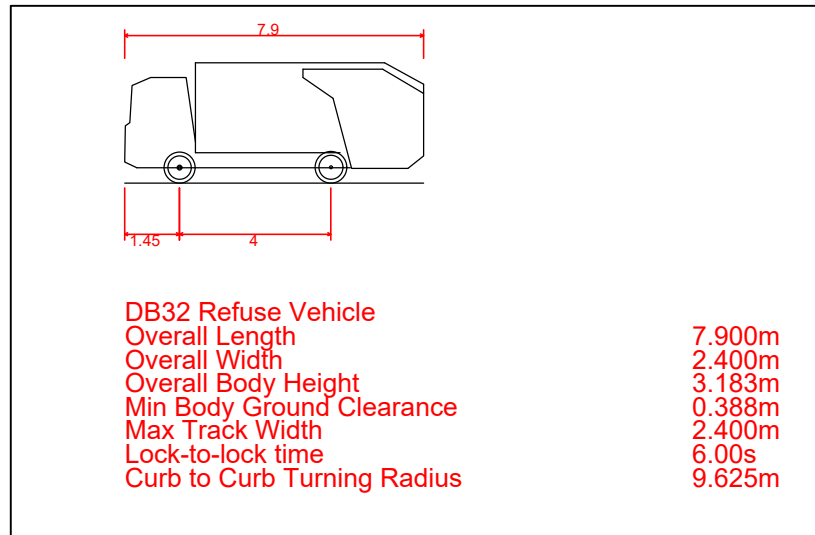


**Auto Track Analysis -
Refuse Vehicle Entry**
SCALE 1:250

ALL DIMENSIONS TO BE CHECKED BY THE CONTRACTOR ON SITE. ANY
ERRORS OR DISCREPANCIES TO BE REPORTED TO THE ENGINEER IN CHARGE.

NOTES

- AutoTrack Legend:**
- Vehicle wheels impact driving forward.
 - Vehicle body impact driving forward.
 - Vehicle wheels impact in reverse.
 - Vehicle body impact in reverse.
 - Vehicle direction driving forward.
 - Vehicle direction in reverse.




**Auto Track Analysis -
Refuse Vehicle Out**
SCALE 1:250

P1	15-01-2026	ISSUED FOR SITE LAYOUT UPDATE		MBKT	RMC
Rev.	Date	Description	By	Check	

THIS DRAWING IS COPYRIGHT ©
NO PART OF THIS DRAWING MAY BE REPRODUCED IN ANY FORM OR STORED IN ANY RETRIEVAL SYSTEM OF ANY NATURE WITHOUT THE WRITTEN
PERMISSION OF MCRAE CONSULTING ENGINEERS EXCEPT AS AGREED FOR USE ON THE PROJECT FOR WHICH THE DRAWING WAS ORIGINALLY ISSUED.

PLANNING

Project Name:	SDCC TRAVELER ACCOMODATION
Drawing Title:	AUTO TRACK - REFUSE VEHICLE
Architect:	SDCC ARCHITECTURE DEPARTMENT
Client:	SOUTH DUBLIN COUNTY CONCIL

Drawn:	MBKT	 M E C R A E CONSULTING ENGINEERS	FIRE, CIVIL & STRUCTURAL CONSULTING ENGINEERS REAR 68 ARBOURFIELD TERRACE, DUNDURUM BUSINESS PARK, DUBLIN 14 TEL: 01 296 2596 INFO@MCEENG.IE WWW.MCEENG.IE
Checked:	RMC		
Approved:	RMC		
Scale:	1:250 @ A1		

Project No:	Originator:	Volume:	Level:	Type:	Role:	Number:	Rev:							
5823	-	MCE	-	00	-	XX	-	DR	-	C	-	0030	-	P1