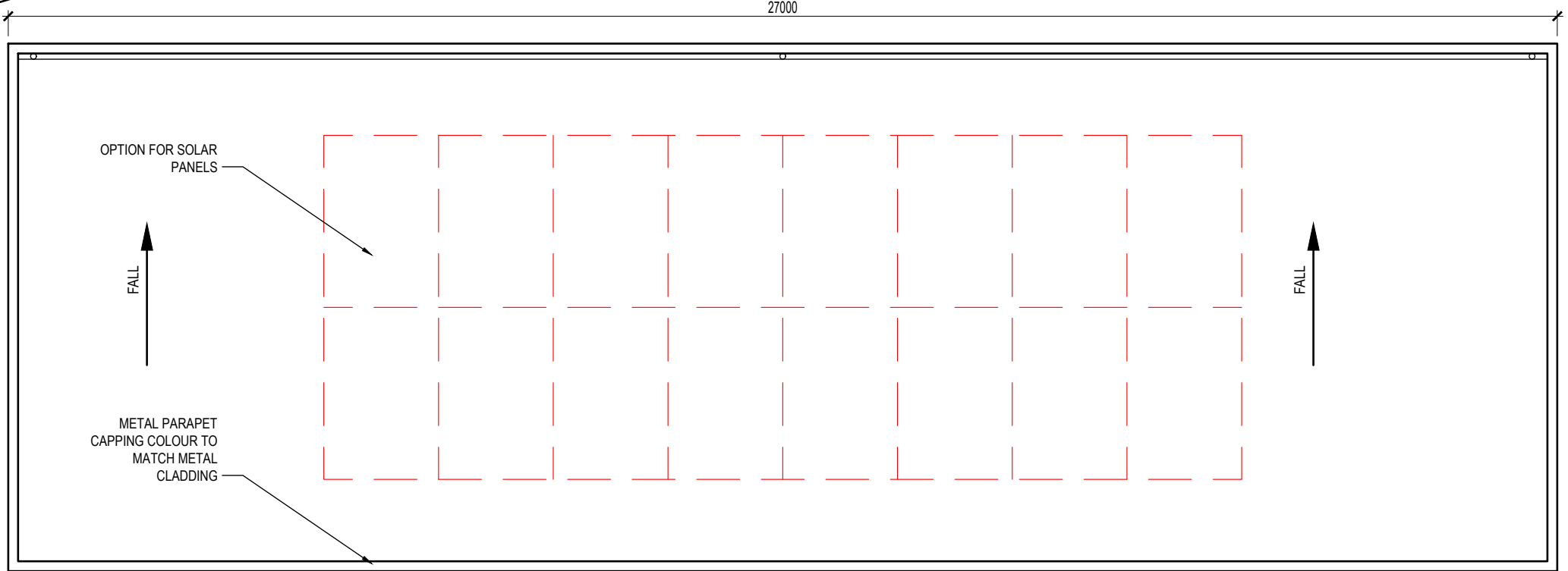





TYPICAL 7 BAY PLAN



TYPICAL ROOF PLAN

PAVILION FLOOR & ROOF PLAN 1:100

LEGEND:

- Lighting 
- Radiant heat panel 
- Option for PV panels on roof 

COLOURS
COLOURS TO BE CHOSEN FOR EACH PAVILION SEPARATELY. SOME SITES HAVE SPECIFIC REQUIREMENTS AS NOTED ON EACH APPLICATION

BUILDING
THE PARAPET WILL BE A FLAT ROOF AND MUST BE HIGH ENOUGH TO MAKE TRESPASS ON ROOF DIFFICULT. WALLS TO BE SMOOTH TO DETER CLIMBING

PROPOSED NEW CONCRETE FOOTPATH

ROBUST BENCHES FIXED TO WALL AND FLOOR

INTERNAL DOOR TO HAVE VISION PANEL

900mm HIGH SS DOOR STOP BOLLARD BETWEEN DOORS

ELECTRIC UNDER SINK WATER HEATER FOR EACH WHB

CCTV CAMERA LOCATION

CCTV CAMERA LOCATION

OPTION FOR SOLAR PANELS

FALL

METAL PARAPET CAPPING COLOUR TO MATCH METAL CLADDING

FALL