








Occupancy Table

Floor	Area	Occupancy
Ground Floor	1590 m2	151 pax.
First Floor	520 m2	76 pax.
Second Floor	70 m2	2 pax.
TOTAL	2180 m2	229 pax.

LEGEND FOR DAC APPLICATION

-  Indicates 1.20m wide Level Access Route
-  Indicates 1.80m wide Level Access Route
-  Indicates 1.80m wide Gently Sloped Access Route
-  Wheelchair Refuge as per Part B Section 1.4.15
-  1800 mm turning space as per TGD Part M Section 2.4.3 (c) and Section 1.4 Diagram 15 b.
-  Door to TGD Part M, Diagram 10.
- clear width shown replacing XXX
- ope width approx. 150 mm wider (depending on door design)
- 300 mm leading edge shown blue
-  Sliding Door to TGD Part M, Diagram 10.
- clear width shown replacing XXX
- ope width approx. 150 mm wider (depending on door design)
- 300 mm leading edge shown blue

NOTES:

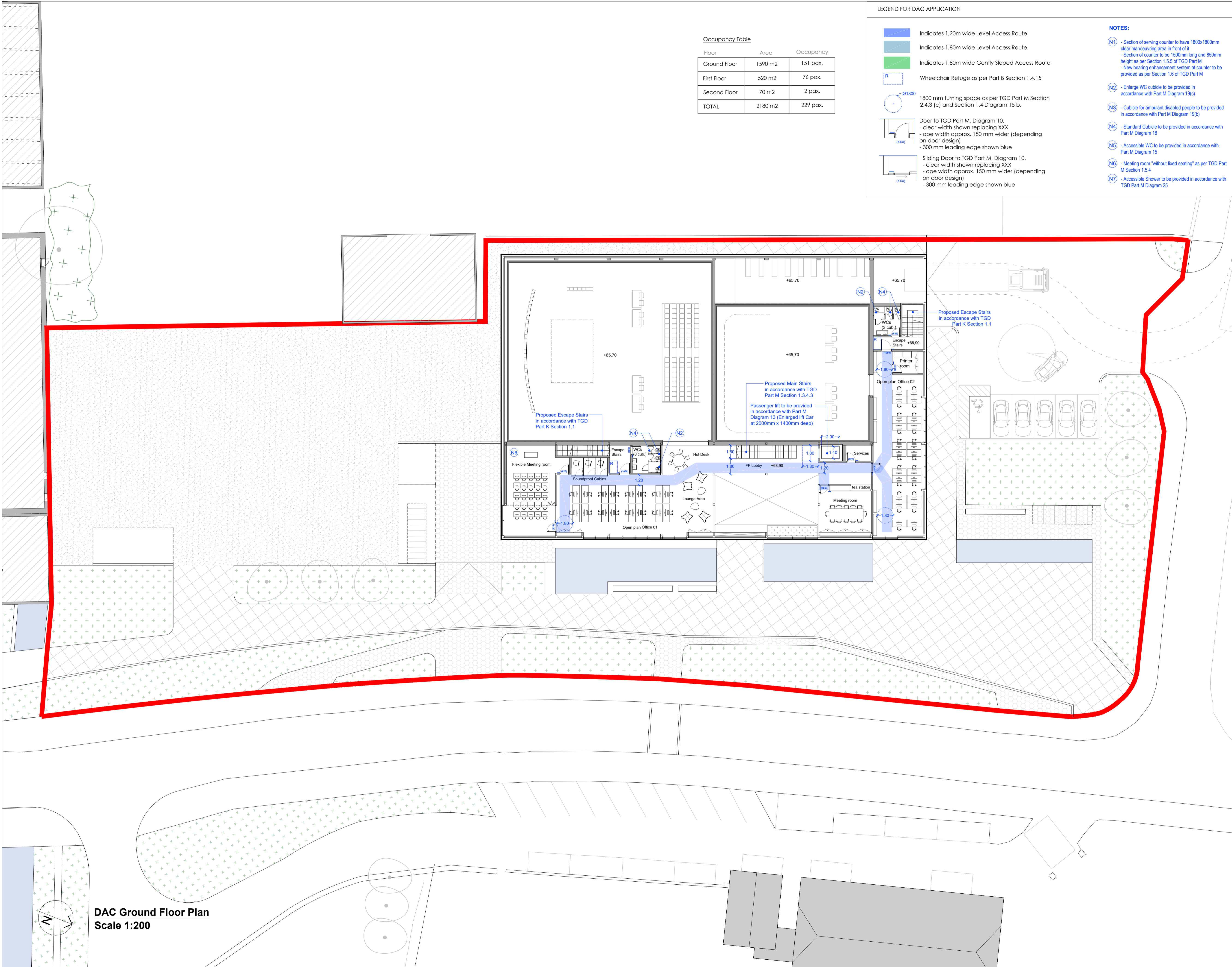
- (N1)** - Section of serving counter to have 1800x1800mm clear manoeuvring area in front of it
- Section of counter to be 1500mm long and 850mm height as per Section 1.5.5 of TGD Part M
- New hearing enhancement system at counter to be provided as per Section 1.6 of TGD Part M
- (N2)** - Enlarge WC cubicle to be provided in accordance with Part M Diagram 19(c)
- (N3)** - Cubicle for ambulant disabled people to be provided in accordance with Part M Diagram 19(b)
- (N4)** - Standard Cubicle to be provided in accordance with Part M Diagram 18
- (N5)** - Accessible WC to be provided in accordance with Part M Diagram 15
- (N6)** - Meeting room "without fixed seating" as per TGD Part M Section 1.5.4
- (N7)** - Accessible Shower to be provided in accordance with TGD Part M Diagram 25

NOTES

DO NOT SCALE - USE FIGURED DIMENSIONS ONLY.
ALL DIMENSIONS TO BE CHECKED ON SITE PRIOR TO CONSTRUCTION AND ANY DISCREPANCIES TO BE HIGHLIGHTED BY CONTRACTOR.
THIS DRAWING IS TO BE READ IN CONJUNCTION WITH ALL RELEVANT SPECIFICATIONS AND DRAWINGS.
ALL LEVELS ARE TO FINISHED LEVELS UNLESS OTHERWISE INDICATED.
ALL SETTING OUT AND DIMENSIONS TO BE AGREED ON SITE BASED ON CONSTRUCTION DRAWINGS.

LEGEND

 Intervention Area



DAC Ground Floor Plan
Scale 1:200

Rev.	Date	Description	By

SFA42
ARCHITECTS
Ballalease North, Donabate
DUBLIN K36 HP22 Ireland
T: +353 1 8436 937 stephen@sfa42.ie
Katarina Västra Kyrkogata 8
116 25 STOCKHOLM Sweden
T: +46 738 42 46 67 johan@sfa42.ie
www.sfa42.ie

Client:
SOUTH DUBLIN COUNTY COUNCIL
Project:
12th LOCK STUDIOS

Drawing no.
A-121
Drawing Title:
DAC First Floor Plan

Drawing Status:
BUILDING CONTROL
Drawn by: ML Checked by: SF Approved by: SF

Scale: 1:200 @ A1 Date: 26/02/24
1:400 @ A3